

# CUBIC - P1 [OPAL]



## DE

Cubic-P1 | Pendelleuchte direkt-/ indirektstrahlend

- Opal-Diffuser aus opalem, mattiertem Acrylglas geeignet für Allgemeinbeleuchtung
- Leuchtenkörper aus Aluminium-Strangpress-Profil, silbermatt natureloxiert
- Deckenseitige Staubschutz-Abdeckung aus klarem Acrylglas
- Elektronische Konverter und Vorschaltgeräte wahlweise einfach schaltbar oder dimmbar
- LED: Farbtemperatur wahlweise 3000°K oder 4000°K; Farbwiedergabe Ra>80
- Stufenlos höhenverstellbare Y-Seil-Abhängung mit silbernem Baldachin und transparent ummantelter Zuleitung
- Optional: Notlicht-Ausführung, Sonder-LED-Farbtemperaturen (2700°K – 7000°K), Sonderfarben

## EN


Cubic-P1 | Suspended luminaire with direct-/ indirect light distribution

- Opal-Diffuser made of mat opal methacrylate, suitable for general lighting
- Luminaire body made of aluminum profile, mat silver anodized
- Topside dust cover made of clear methacrylate
- Electronic converter and ballasts optionally one-step switchable or dimmable
- LED: Colour temperature optionally 3000°K or 4000°K; colour rendering Ra>80
- Y-Cord-suspension continuously height adjustable with silver ceiling rose and transparent power supply cable
- Optional: Emergency components, special LED colour-temperature (2700°K – 7000°K), special colours


Verwandte Produkte | Related products :



CUBIC-S2 94




CUBIC-W1 146



CUBIC-P2 252



CUBIC-X1 346



CUBIC-M2 410

Download-Center:

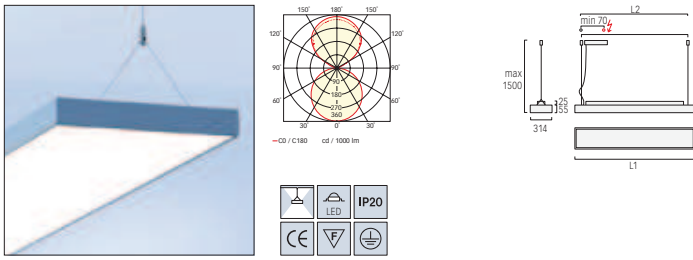


DE



EN

**CUBIC-P1 [LED]: OPAL-DIFFUSOR | OPAL DIFFUSER**

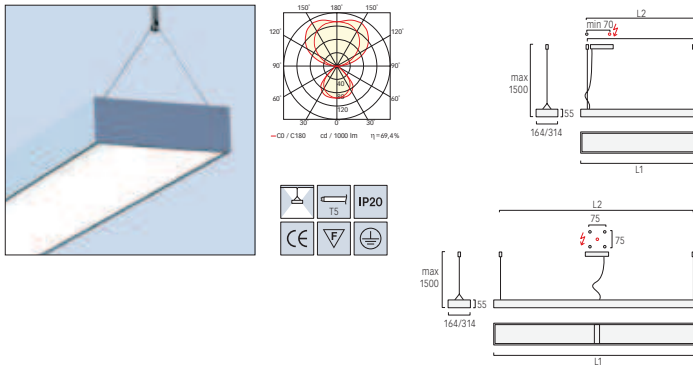


L1	L2	LUMEN/WATT @ 4000°K*	ART-NR.   CODE	KG
1214	1180	6850lm/73W	CP10EE-###M-L1214-YS	8,1
1514	1480	8660lm/90W	CP10EE-###M-L 1514-YS	8,6

\*Gesamt-Leuchtenlichtstrom & Leistungsaufnahme bei 4000°K | Luminaire luminous flux & power consumption at 4000°K

CONTROL	E: NON DIMMABLE, D: DIM 1-10V, L: DIM DALI, H: TOUCH-DIM
LED COLOUR TEMPERATURE ###	830: 3000°K, 840: 4000°K

**CUBIC-P1 [T5]: OPAL-DIFFUSOR | OPAL DIFFUSER**




L1	L2	LEUCHTMITTEL   LAMPS	ART-NR.   CODE	KG
Breite   Width: 164 mm				
914	880	T5 2x21/39 W	CP10ET-221/39-YS	4,4
1214	1180	T5 2x28/54 W	CP10ET-228/54-YS	5,1
1514	1480	T5 2x35/49 W	CP10ET-235/49-YS	5,6
2404	2370	T5 2x2x28/54 W	CP10ET-2-228/54-YS	8,6
3006	2975	T5 2x2x35/49 W	CP10ET-2-235/49-YS	9,0
Breite   Width: 314 mm				
1214	1180	T5 4x28/54 W	CP10ET-428/54-YS	5,1
1514	1480	T5 4x35/49 W	CP10ET-435/49-YS	5,6

CONTROL	E: NON DIMMABLE, D: DIM 1-10V, L: DIM DALI, H: TOUCH-DIM
---------	--



Breite | Width: 314 mm



Breite | Width: 164 mm


Weitere Produktionen | Further Product Options :




Dimmbare Versionen  
Dimmable Versions  
472



Notlicht-Ausführungen  
Emergency Options  
474



Alternative Oberflächen  
Alternative surfaces  
469



LED-Farbtemperatur  
LED Colour Temperature  
468



Sensortechnik  
Sensor Technology  
472