


Cubic Evolution U4 | Suspended



DE LED-Pendelleuchte. Rein indirektstrahlend. Leuchtenkörper in minimalistischer Bauhöhe aus Aluminiumprofil. Oberfläche natureloxiert oder weiß, graphit, schwarz bzw. champagnerfarben lackiert. Weitere Oberflächenoptionen siehe Lightnet-Surface-Collection oder RAL nach Wahl. Konverter in Leuchtengehäuse integriert, wahlweise einfach schaltbar oder stufenlos dimmbar (DALI, Touch-Dim, Casambi). Farbtemperatur 2200K, 2700K, 3000K, 3500K, 4000K oder 6500K. Binning initial \leq MacAdam 3. Farbwiedergabe CRI>80, CRI>90 oder Full Spectrum. Stufenlos höhenverstellbare Parallel- oder Y-Seilabhängung mit transparent ummantelter Zuleitung oder Pendelrohrabhängung. Lackierung Baldachin passend Leuchtenkörper. Auf Anfrage: Integration von 48V-Stromschienen, 3-Phasen-Stromschienen oder Midpin-Spotlights für den direkten Lichtanteil.

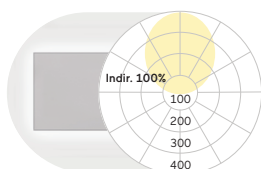
EN LED pendant luminaire. Indirect only light distribution. Luminaire body with minimalistic overall height made of aluminium profile. Surface natural anodised or white, graphite, black or champagne coated. Further surface options see Lightnet-Surface-Collection or RAL of your choice. Driver integrated into luminaire housing, optionally switchable or dimmable (DALI, Touch-Dim, Casambi). Colour temperature 2200K, 2700K, 3000K, 3500K, 4000K or 6500K. Binning \leq MacAdam 3. Colour rendering CRI>80, CRI>90 or Full Spectrum. Height-adjustable parallel or Y-cord suspension with transparent power supply cable or rod suspension. Colour of ceiling rose matching luminaire body. On request: Integration of 48V tracks, 3-phase tracks or midpin spotlights for the direct light component.

C U4 U B E-8 30 M-L1200-K

Product Family	C: Cubic
Type	U4: Indirect only
Optical System	U: Indirect Optic
Surface Finish	W: Snow White, E: Silver Anodised, U: Urban Graphite, B: Jet Black, H: Anodic Champagne
Control Gear	E: On/Off, L: DALI, H: Touch-Dim
Colour Rendering	8: CRI>80, 9: CRI>90, F: Full Spectrum [except 2200K]
Colour Temperature	22: 2200K, 27: 2700K, 30: 3000K, 35: 3500K, 40: 4000K, 65: 6500K
Power	M: Medium Power, H: High Power
Size	Luminaire length in mm: L900, L1200, L1500, L1800, L2100
Suspension	K: Parallel Suspension, Y: Y-Cord Suspension
On Request	3-Phase Track, Midpin/Midpoint Spotlights/Downlights



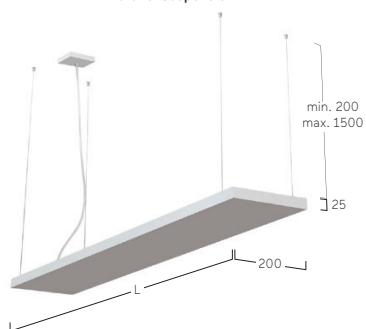
Indirect Optic | Indirect



L mm	Lumen/Watt Medium Power	Lumen/Watt High Power
900	3800lm/28W	5160lm/39W
1200	5070lm/36W	6880lm/51W
1500	6340lm/45W	8600lm/63W
1800	7600lm/53W	10320lm/73W
2100	8870lm/61W	12040lm/85W

Lumen Values: Luminaire luminous flux at 4000K/CRI>80. Other configurations on request.

Parallel Suspension



Y-Cord Suspension:



Midpin Downlight XD
310lm/5W/Ø21mm



Midpin Spotlight XM
770lm/10W/Ø40mm




3-Phase Track



W Snow White



E Silver Anodised



U Urban Graphite



B Jet Black



H Anodic Champagne