


## Matric A6 | System 81mm Surface



**DE** LED-Anbauleuchte für Wand- oder Deckenmontage. Rein direktstrahlend. Lichtkanal aus Aluminiumprofil mit 81mm Profillbreite und 60mm Bauhöhe. Millimetergenaue Längenfertigung nach Vorgabe möglich. Oberfläche natureloxiert oder weiß, graphit, schwarz, champagner oder kupferfarben lackiert. Weitere Oberflächenoptionen siehe Lightnet-Surface-Collection oder RAL nach Wahl. Microprismenoptik aus Spezialacrylglas mit optimierter Blendungsbegrenzung für Office-Anwendungen. Satinierter Opaldiffusor für Allgemeinbeleuchtung mit max. Transmissionsgrad und homogener Lichtpunktauflösung. Wallwasher für homogene Beleuchtung vertikaler Flächen. Konverter in Leuchtgehäuse integriert, wahlweise einfach schaltbar oder stufenlos dimmbar (DALI, Touch-Dim, Casambi). Farbtemperatur 2200K, 2700K, 3000K, 3500K, 4000K, 6500K oder Tunable White (2700-6500K). Binning initial  $\leq$  MacAdam 3. Farbwiedergabe CRI>80, CRI>90 oder Full Spectrum. Auf Anfrage: Integration von Strahlern, Notlichtkomponenten, Sensortechnologie.

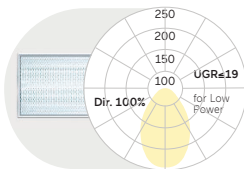
**EN** LED surface-mounted luminaire for walls or ceilings. Direct only light distribution. Light channel made of 81mm wide by 60mm high aluminium profile. Bespoke lengths possible. Surface natural anodised or white, graphite, black, champagne or copper coated. Further surface options see Lightnet-Surface-Collection or RAL of your choice. Microprismatic screen made of special acrylic glass with optimized glare reduction especially for workplaces. Satin opal diffuser for general lighting with maximum transmittance and homogeneous lighting. Wallwasher for homogeneous illumination of vertical surfaces. Driver integrated into luminaire housing, optionally switchable or dimmable (DALI, Touch-Dim, Casambi). Colour temperature 2200K, 2700K, 3000K, 3500K, 4000K, 6500K or Tunable White (2700-6500K). Binning  $\leq$  MacAdam 3. Colour rendering CRI>80, CRI>90 or Full Spectrum. On request: Integration of spotlights, emergency lighting components, sensor technology.

**L A60WE - 830M - L890**

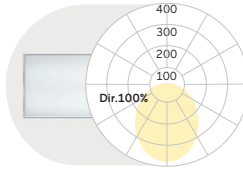
Product Family	L: Matric
Type	A6: Direct only
Optical System	A: Microprismatic, O: Opal Diffuser, J: Wallwasher
Surface Finish	W: Snow White, V: Ivory White, E: Silver Anodised, U: Urban Graphite, B: Jet Black, H: Anodic Champagne, K: Satin Copper
Control Gear	E: On/Off, L: DALI, H: Touch-Dim, C: Casambi, 6: DALI DT6 for TW, 8: DALI DT8 for TW
Colour Rendering	8: CRI>80, 9: CRI>90, F: Full Spectrum [except 2200K]
Colour Temperature	22: 2200K, 27: 2700K, 30: 3000K, 35: 3500K, 40: 4000K, 65: 6500K, TW: Tunable White 2700-6500K [L890-L2055]
Power	E: Low Power, M: Medium Power, H: High Power
Size	Luminaire Length in mm: L600, L890, L1182, L1475, L1765, L2055
On Request	Special Length Versions, 90°Corner, Midpin Downlight XD, Midpin Spotlights XM, Midpin Spotlights XP, Midpoint Spotlights, Multisensor [L1182-L2055], Emergency Module [L1182-L2055]



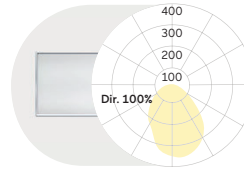
Microprismatic | Direct



Opal Diffuser | Direct



Wallwasher | Direct

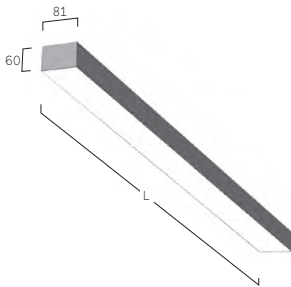


L mm	Lumen/Watt Low Power	Lumen/Watt Medium Power	Lumen/Watt High Power
600	1030lm/10W	1420lm/14W	2000lm/19W
890	1580lm/15W	2110lm/19W	2840lm/26W
1182	2100lm/19W	2810lm/25W	3790lm/34W
1475	2630lm/23W	3510lm/31W	4740lm/42W
1765	3150lm/27W	4220lm/36W	5690lm/49W
2055	3680lm/31W	4920lm/42W	6640lm/57W

L mm	Lumen/Watt Low Power	Lumen/Watt Medium Power	Lumen/Watt High Power
600	1250lm/10W	1730lm/14W	2430lm/19W
890	1920lm/15W	2560lm/19W	3460lm/26W
1182	2560lm/19W	3420lm/25W	4610lm/34W
1475	3200lm/23W	4270lm/31W	5760lm/42W
1765	3840lm/27W	5130lm/36W	6920lm/49W
2055	4470lm/31W	5980lm/42W	8070lm/57W

L mm	Lumen/Watt Low Power	Lumen/Watt Medium Power	Lumen/Watt High Power
600	1080lm/10W	1490lm/14W	2100lm/19W
890	1650lm/15W	2210lm/19W	2980lm/26W
1182	2200lm/19W	2940lm/25W	3970lm/34W
1475	2750lm/23W	3680lm/31W	4960lm/42W
1765	3300lm/27W	4420lm/36W	5960lm/49W
2055	3850lm/31W	5150lm/42W	6950lm/57W

Lumen Values: Luminaire luminous flux at 4000K/CRI>80. Other configurations on request.



90° Corner  
Opal/Microprismatic



Midpin Downlight XD  
770lm/10W/Ø40mm



Midpin Spotlight XM  
770lm/10W/Ø40mm



Midpin Spotlight XP  
770lm/10W/Ø40mm



Midpoint Spotlight XP  
1000lm/19W-3000lm/31W  
Ø90mm




Multisensor



W Snow White




E Silver Anodised



U Urban Graphite



B Jet Black



H Anodic Champagne



K Satin Copper