

Matric System G5 | 81mm Suspended

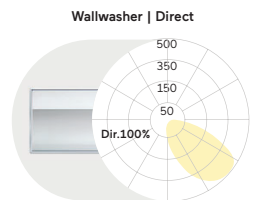
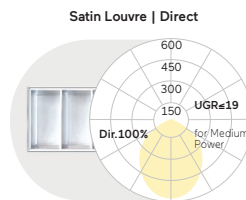
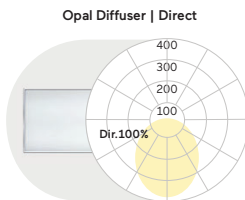
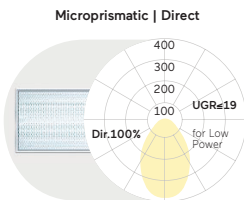


DE LED-Pendelleuchte. Direktstrahlend. Lichtkanal aus Aluminiumprofil mit 81mm Profilbreite. Millimetergenaue Längenfertigung nach Vorgabe möglich. Oberfläche natureloxiert oder weiß, graphit, schwarz, champagner oder kupferfarben lackiert. Weitere Oberflächenoptionen siehe Lightnet-Surface-Collection oder RAL nach Wahl. Microprismenoptik aus Spezialacrylglas und Satin-Louvre aus Aluminium mit optimierter Blendungsbegrenzung speziell für Office-Anwendungen. Satinierter Opaldiffusor für Allgemeinbeleuchtung mit max. Transmissionsgrad und homogener Lichtpunktauflösung. Wallwasher für homogene Beleuchtung vertikaler Flächen. Konverter in Leuchtgehäuse integriert, wahlweise einfach schaltbar oder stufenlos dimmbar (DALI, Touch-Dim, Casambi). Farbtemperatur 2200K, 2700K, 3000K, 3500K, 4000K, 6500K oder Tunable White (2700-6500K). Binning initial \leq MacAdam 3. Farbwiedergabe CRI>80, CRI>90 oder Full Spectrum. Stufenlos höhenverstellbare Y-Seilabhängung mit transparent ummantelter Zuleitung. Lackierung Baldachin passend Leuchtenkörper. Auf Anfrage: Integration von Strahlern, Notlichtkomponenten, Sensortechnologie.

EN LED pendant luminaire. Direct only light distribution. Light channel made of 81mm wide aluminium profile. Bespoke lengths are possible. Surface natural anodised or white, graphite, black, champagne or copper coated. Further surface options see Lightnet-Surface-Collection or RAL of your choice. Microprismatic screen made of special acrylic glass and satin Louvre made of aluminum with optimized glare reduction especially for workplaces. Satin opal diffuser for general lighting with maximum transmittance and homogeneous lighting. Wallwasher for homogeneous illumination of vertical surfaces. Driver integrated into luminaire housing, optionally switchable or dimmable (DALI, Touch-Dim, Casambi). Colour temperature 2200K, 2700K, 3000K, 3500K, 4000K, 6500K or Tunable White (2700-6500K). Binning \leq MacAdam 3. Colour rendering CRI>80, CRI>90 or Full Spectrum. Height-adjustable Y-cord suspension with transparent power supply cable. Colours ceiling rose match to luminaire body. On request: Integration of spotlights, emergency lighting components, sensor technology.

LG50WE-830M-L890-Y

Product Family	L: Matric
Type	G5: Direct only
Optical System	A: Microprismatic, O: Opal Diffuser, M: Satin Louvre, G: Wallwasher
Surface Finish	W: Snow White, V: Ivory White, E: Silver Anodised, U: Urban Graphite, B: Jet Black, H: Anodic Champagne, K: Satin Copper
Control Gear	E: On/Off, L: DALI, H: Touch-Dim, C: Casambi, 6: DALI DT6 for TW, 8: DALI DT8 for TW
Colour Rendering	8: CRI>80, 9: CRI>90, F: Full Spectrum [except 2200K]
Colour Temperature	22: 2200K, 27: 2700K, 30: 3000K, 35: 3500K, 40: 4000K, 65: 6500K, TW: Tunable White 2700-6500K
Power	E: Low Power, M: Medium Power, H: High Power
Size	Luminaire Length in mm: L890, L1182, L1475, L1765, L2055
Suspension	Y: Y-Cord Suspension
On Request	90°Corner, Midpin Downlight XD, Midpin Spotlights XM, Midpin Spotlights XP, Multisensor [L1182-L2055], Emergency Module [L1182-L2055]




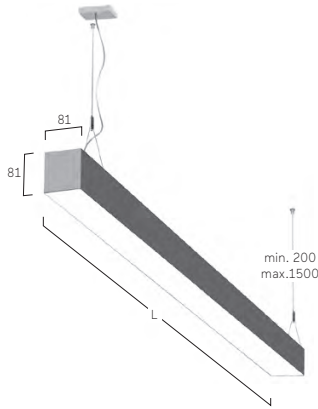
L mm	Lumen/Watt Low Power	Lumen/Watt Medium Power	Lumen/Watt High Power
890	1510lm/15W	2070lm/21W	3020lm/31W
1182	2010lm/19W	2760lm/26W	4020lm/40W
1475	2510lm/23W	3450lm/32W	5030lm/49W
1765	3010lm/27W	4140lm/38W	6030lm/59W
2055	3510lm/34W	4830lm/47W	7040lm/71W

L mm	Lumen/Watt Low Power	Lumen/Watt Medium Power	Lumen/Watt High Power
890	1760lm/15W	2430lm/21W	3530lm/31W
1182	2350lm/19W	3230lm/26W	4710lm/40W
1475	2940lm/23W	4040lm/32W	5890lm/49W
1765	3530lm/27W	4850lm/38W	7070lm/59W
2055	4120lm/34W	5660lm/47W	8240lm/71W

L mm	Lumen/Watt Medium Power	Lumen/Watt High Power
890	1900lm/21W	2770lm/31W
1182	2530lm/26W	3690lm/40W
1475	3170lm/32W	4610lm/49W
1765	3800lm/38W	5530lm/59W
2055	4430lm/47W	6450lm/71W

L mm	Lumen/Watt High Power
890	1770lm/21W
1182	2360lm/27W
1475	2950lm/33W
1765	3540lm/39W
2055	4130lm/47W

Lumen Values: Luminaire luminous flux at 4000K/CRI>80. Other configurations on request.



90° Corner
Opal/Microprismatic



Midpin Downlight XD
770lm/10W/Ø40mm



Midpin Spotlight XM
770lm/10W/Ø40mm




Midpin Spotlight XP
770lm/10W/Ø40mm




Multisensor




W Snow White



E Silver Anodised



U Urban Graphite



B Jet Black



H Anodic Champagne



K Satin Copper