


## Midpoint M6 | Recessed



**DE** LED-Strahler für Einbaumontage in gesägten Deckenöffnungen. 350° drehbar und 90° schwenkbar. Separater Konverter im Lieferumfang enthalten, wahlweise einfach schaltbar oder stufenlos dimmbar (DALI). Gehäuse aus Aluminium in weiß, silber, schwarz oder champagnerfarben lackiert. Weitere Oberflächenoptionen siehe Lightnet Surface Collection oder RAL nach Wahl. LED Engine wahlweise XICATO ARTIST für höchste Lichtqualität mit bester Farbwiedergabe (CRI>97) und 5 Jahre Garantie für Farbkonstanz (MacAdam<sub>3</sub>) oder ECO für höchste Energieeffizienz bei optimalem Preis-Leistungsverhältnis und CRI>90. Farbtemperaturen 2700K, 3000K oder 4000K. Austauschbare Linsen-Reflektoroptiken mit sphärischer Facettenoptik. Ausstrahlwinkel: 10° (Spot), 20° (Medium), 35° (Flood) oder 50° (Wide Flood). Reflektorring in verschiedenen Farbausführungen erhältlich. Standardmäßig klare Abdeckung. Optional zusätzliche Filter oder Wabenraster.

**EN** LED recessed spotlight for installation in ceiling cut-outs openings. 350° rotation and 90° tilt. Separate driver included, optionally switchable or dimmable (DALI). Housing made of white, silver, black or champagne coated aluminum. Further surface options see Lightnet-Surface-Collection or RAL of your choice. LED Engine with XICATO ARTIST for highest light quality and colour rendering (CRI>97), including 5-year warranty for colour consistency (MacAdam<sub>3</sub>) or ECO for highest energy efficiency with optimal price performance ratio and CRI> 90. Colour temperature 2700K, 3000K or 4000K. Replaceable lens reflector optic with spherical faceted optic. Beam angle: 10° (Spot), 20° (Medium), 35° (Flood) or 50° (Wide Flood). Reflector ring available in different colour versions. Standard clear cover. Optional additional filters or honeycomb louvre.

**PM6BSE-927FM-BK**

Product Family	<b>P:</b> Midpoint
Type	<b>M6:</b> Direct only
Beam Angle	<b>A:</b> Spot 10°, <b>B:</b> Medium 20°, <b>C:</b> Flood 35°, <b>D:</b> Wide Flood 50°
Surface Finish	<b>W:</b> Snow White, <b>V:</b> Ivory White, <b>S:</b> Radiant Silver, <b>B:</b> Jet Black, <b>H:</b> Anodic Champagne
Control Gear	<b>E:</b> On/Off, <b>L:</b> DALI, <b>H:</b> Touch-Dim
Colour Rendering	<b>9:</b> CRI>90
Colour Temperature	<b>27:</b> 2700K, <b>30:</b> 3000K, <b>40:</b> 4000K
Led-Engine	<b>F:</b> Eco [Ra> 90], <b>A:</b> Artist [Ra> 97, Xicato]
Power	<b>E:</b> Low Power <b>M:</b> Medium Power
Optic Ring	<b>W:</b> Snow White, <b>V:</b> Ivory White, <b>S:</b> Radiant Silver, <b>B:</b> Jet Black, <b>H:</b> Anodic Champagne, <b>G:</b> Satin Gold, <b>K:</b> Satin Copper
Cover	<b>K:</b> Clear Cover [Standard], <b>P:</b> Prismatic Lens, <b>H:</b> Honeycomb Louvre
On Request	Optic Removal Tool for clear cover



**Spot 10° Led Engine Eco, Medium Power**

Mounting Height	Illuminance [Lux] center/side	Beam Diameter
1 m	25250/12700	0.24 m
2 m	6312/3175	0.48 m
3 m	2806/1411	0.72 m
4 m	1578/794	0.95 m

LED Engine	2700K	3000K	4000K
Eco Low Power [19W]	1230 lm	1350 lm	1440 lm
Eco Medium Power [31W]	1660 lm	1860 lm	2020 lm
Artist Low Power [19W]	1040 lm	1090 lm	1190 lm
Artist Medium Power [31W]	1400 lm	1480 lm	1560 lm

**Medium 20° Led Engine Eco, Medium Power**

Mounting Height	Illuminance [Lux] center/side	Beam Diameter
1 m	17447/8455	0.32 m
2 m	4362/2114	0.64 m
3 m	1939/939	0.96 m
4 m	1090/528	1.30 m

LED Engine	2700K	3000K	4000K
Eco Low Power [19W]	1580 lm	1740 lm	1850 lm
Eco Medium Power [31W]	2360 lm	2640 lm	2870 lm
Artist Low Power [19W]	1330 lm	1390 lm	1510 lm
Artist Medium Power [31W]	1980 lm	2110 lm	2220 lm

**Flood 35° Led Engine Eco, Medium Power**


Mounting Height	Illuminance [Lux] center/side	Beam Diameter
1 m	6251/2731	0.63 m
2 m	1563/683	1.30 m
3 m	695/303	1.90 m
4 m	391/171	2.50 m

LED Engine	2700K	3000K	4000K
Eco Low Power [19W]	1530 lm	1680 lm	1790 lm
Eco Medium Power [31W]	2280 lm	2550 lm	2780 lm
Artist Low Power [19W]	1290 lm	1350 lm	1470 lm
Artist Medium Power [31W]	1930 lm	2060 lm	2160 lm


**Wide Flood 50° Led Engine Eco, Medium Power**

Mounting Height	Illuminance [Lux] center/side	Beam Diameter
1 m	3550/1319	0.94 m
2 m	887/330	1.90 m
3 m	394/147	2.80 m
4 m	222/82	3.80 m

LED Engine	2700K	3000K	4000K
Eco Low Power [19W]	1440 lm	1580 lm	1680 lm
Eco Medium Power [31W]	2230 lm	2490 lm	2710 lm
Artist Low Power [19W]	1250 lm	1310 lm	1430 lm
Artist Medium Power [31W]	1910 lm	2040 lm	2140 lm



Optic Removal Tool for clear cover




Honeycomb Louvre



Prismatic Lens



**W** Snow White  
**W** Snow White



**W** Snow White  
**B** Jet Black



**W** Snow White  
**G** Satin Gold



**S** Radiant Silver  
**S** Radiant Silver



**B** Jet Black  
**B** Jet Black



**B** Jet Black  
**G** Satin Gold